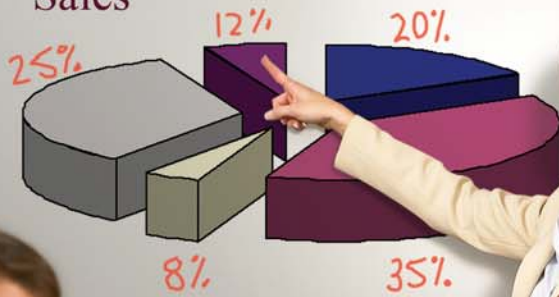


Fourth Quarter

Sales



In-Wall *Rear Projection* SMART Board™ Interactive Whiteboard



Create a polished, professional work space

Transform your space into a professional, productive work environment with the In-Wall *Rear Projection* SMART Board interactive whiteboard. Combining the power of a computer and a projector, an interactive whiteboard is the ideal tool for presenting, collaborating and training.


Built right into the wall of your room, the interactive whiteboard creates an open and impressive work area that provides you with maximum floor space and the sophistication of a rear-projection system. You can work naturally, without any shadows or equipment in the way. Choose between an all-in-one solution that includes a projection system or a screen-only model that works with your own projector and mirror setup.

Make a big impression

Capture the attention of your colleagues and clients by simply touching the screen to move through a presentation, control computer applications and navigate websites. Pick up a pen or use your finger to highlight material. Engage meeting participants by including their feedback and writing notes over any application or website, and then capture, edit and save all your work in a single file. Use the interactive whiteboard for the visual component of a complete conferencing solution. Available in the largest shadow-free interactive display size on the market, SMART's in-wall interactive whiteboards give your ideas room to grow.

"The in-wall solution integrates well into our room and makes the meeting environment look very professional. The SMART Board interactive whiteboard technology is easy to learn and its capabilities have made our meetings run smoothly and successfully."

*Krissy Krippene, Sales Manager
Meetings Express, Intercontinental The Barclay New York
New York, New York, U.S.*



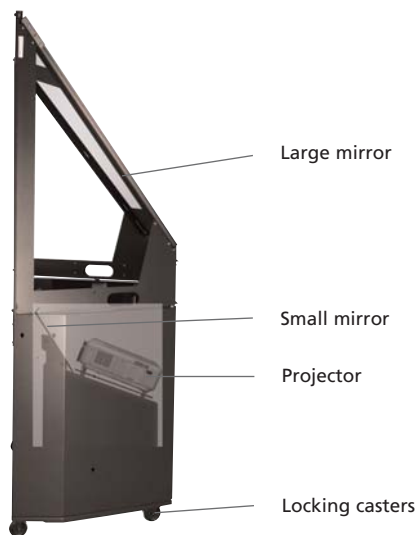
The space-saving mirror stand is less than 30" (77 cm) deep to maximize work space.

Features

Front View



Side View



Touch system – DVIT™ (Digital Vision Touch) technology is the magic behind SMART's proprietary optical touch system. It lets you use your finger as a mouse and write in digital ink on the screen over any application or website – without special tools or reduction in image quality.

Save function – Save all your work to a single file that works with, or is compatible with, both Windows® and Mac OS® operating systems. Notes and graphics are saved as objects that you can manipulate and reorganize. Or, write and save notes directly into popular Microsoft® Office applications and AutoCAD®.

SMART Pen Tray – Sensors detect when a pen or eraser tool is picked up from the SMART Pen Tray. Buttons on the tray allow you to choose an On-Screen Keyboard or a right-click.

SMART screen – The diffusion screen reduces glare to deliver a high-contrast, uniform image with a wide viewing angle.

Wireless keyboard and holder – Use the standard Microsoft Windows operating system keyboard with a built-in trackball.

SMART Board Software

Notebook™ software

Save images, screen captures and notes into a single, presentation-ready file. Convert handwriting to text and save notes and images directly into many software applications.

SMART Board Tools

Type with the On-Screen Keyboard, write over digital video, record a presentation, and much more.

LinQ™ software

Control your laptop or Tablet PC from the interactive whiteboard. LinQ software uses your wired or wireless network to create a quick connection between devices.

Wall-mounting kit – Includes brackets, screws, pen tray template and installation guide.

Projection system* – Includes an installed true XGA (1024 x 768) projector with short-throw lens and 3,400 lumens, and a space-saving, height-adjustable SMART mirror stand. The mirror stand is less than 30" (76.2 cm) deep.

Warranty – Two-year limited equipment warranty on screen, cabinet and projector.

* Applies to the 2965 and 2865 models only

The In-Wall Series

Model	SMART mirror stand and projector	Active screen area (diagonal)
2965	Included	84" (213.4 cm)
2865	Included	72" (182.9 cm)
1910	Not included	84" (213.4 cm)
1810	Not included	72" (182.9 cm)
1710	Not included	66" (167.6 cm)

System Requirements for Windows Operating Systems

Pentium® 150 MHz processor (450 MHz or faster recommended) • 128 MB of RAM (256 MB recommended)
 • Available powered USB port • Approximately 160 MB of free hard disk space for a full installation • Windows NT® 4.0 (SP6), Windows 98 operating system or later • Microsoft Internet Explorer 5.0 or later • Macromedia® Flash® player version 7.0.19 or later (recommended)

System Requirements for Macintosh® Computers

400 MHz processor (800 MHz or faster recommended) • 128 MB of RAM (256 MB recommended) • Available powered USB port • 50 MB of free hard disk space for minimum installation, 115 MB for full installation with Gallery collections • Mac OS X version 10.1.5 or later (with Java™ version 1.3.1 update 1 or later)
 Other versions of SMART Board software are available for UNIX® and Linux® systems, as well as for earlier Windows and Macintosh operating systems.

Visit www.smarttech.com/rearprojection/inwall



SMART Technologies Inc.
 1207 – 11 Avenue SW, Suite 300
 Calgary, AB T3C 0M5
 CANADA
 Phone +1.403.245.0333
 Toll Free 1.888.42.SMART (Canada/U.S.)
 Fax +1.403.228.2500
 info@smarttech.com www.smarttech.com

Authorized SMART reseller